

## IN-TANK TYPE

F.D NO.	APPLICATION	SPEC.
<b>FPH-1201</b> <span style="float: right;"><b>12V</b></span> 	NISSAN 17042-V7300 17042-51L01 A22328-3016	85L/H 1.8A
<b>FPM-1201</b> <span style="float: right;"><b>12V</b></span> 	SUZUKI 15110-63B01	80L/H 1.5A
<b>FPM-1202</b> <span style="float: right;"><b>12V</b></span> 	MITSUBISHI MAZDA SUZUKI 15100-57B01 15100-57B20 E2111 FE0318	300 KPa 85L/H 5.5A
<b>FPH-1201</b> <span style="float: right;"><b>12V</b></span>  <u>SMALL TERMINAL</u> 	ACURA MAZDA HONDA ISUZU LADA NISSAN KIA JEEP FORD 96143350 E8240 E2068 E8335 0 580 454 001 0 580 453 481 23221-16490 23221-03040 23221-21020 MR391856 5003861AA 5003869AA F23Z-9H307A F32Z-9A407A F58Z-9A407C F5AZ-9350A F5RZ-9350A F65Z-9A407AA F65Z-9A407BA F68Z-9A407B F75Z-9A407GA F75Z-9A407HA F7CZ-9350AA F7UZ-9A407AB F7UZ-9A407EA F7UZ-9H407EB F7UZ-9H407FB F85Z-9H307AA F87Z-9H307AA F4PZ-9H307A F52Z-9350AA F57Z-9H307D F57Z-9H308J F87Z-9H307BA F87Z-9H307CA F8XZ-9H307EB AM16-13-350B	300 KPa 100L/H 5.5A



## IN-TANK TYPE

F.D NO.		APPLICATION		SPEC.
<b>FPB-1202</b>  <b>12V</b> <u>WIDE TERMINAL</u>  	HONDA ISUZU MITSUBISHI SUBARU SUZUKI	17040-SN7-E31 17040-S01-A30 17040-S02-L00 17040-S04-G30 17040-S04-L00 17040-SV1-A30 17040-SV1-A31 5-86202-235-0 5-86205-971-0 5-86206-958-0 8-94479-418-1 8-94479-418-2 8-97041-876-1 MB698623 MB698857 MB831333	MB831560 MB831561 MB831562 MB912304 MB959730 42021-AA330 42021-AC001 42021-FA200 42021-FC021 74020-21360 15100-58B00 15100-58B01 15100-61AA0 15100-61AA1 15100-77E00 GIP-501	300 KPa 100L/H 5.5A
<b>FPB-1203</b>  <b>12V</b> <u>SMALL TERMINAL</u>  	TOYOTA	23220-03030 23220-0C010 23220-20020 23220-74020 23220-74021 23221-03010 23221-11050 23221-13010 23221-15030 23221-16490 23221-46010 23221-74090	GIP-502	300 KPa 100L/H 5.5A
<b>FPB-1205</b>  <b>12V</b>  <u>SMALL TERMINAL</u>  	TOYOTA	23221-66040 23221-46040		300 KPa 140L/H 8.5A
<b>FPB-1206</b>  <b>12V</b>  <u>WIDE TERMINAL</u>  	HYUNDAI	31111-22000		300 KPa 100L/H 5.5A




## IN-TANK TYPE

F.D NO.		APPLICATION		SPEC.	
<b>FPD-1201</b>   	<b>12V</b>	TOYOTA	23220-21131 23220-21132  291000-0680  GIP-503	YARIS VIOS     	200 KPa 90L/H 5.2A
<b>FPD-1202</b>   	<b>12V</b>	TOYOTA	23220-0P010 23220-0C050  291000-0102   GIP-505	VIOS FORTUNER	200 KPa 90L/H 5.2A
<b>FPD-1203</b>   	<b>12V</b>	TOYOTA	23220-0C080  291000-0093  GIP-504	INNOVA	200 KPa 90L/H 5.2A
<b>FPD-1204</b>   	<b>12V</b>	TOYOTA	23221-0Y050	YARIS VIOS	300 KPa 100L/H 5.5A



## IN-LINE TYPE

F.D NO.	APPLICATION	SPEC.
<p><b>FPL-1201</b> <span style="float: right;"><b>12V</b></span></p> 	<p>HEP-02A TYPE</p>	<p>80L/H 1.2A</p>
<p><b>FPL-1202</b> <span style="float: right;"><b>12V</b></span></p> 	<p>UC-V4 TYPE</p>	<p>60L/H 1.0A</p>

## IN-LINE TYPE

F.D NO.		APPLICATION	SPEC.
<p><b>FPL-1203</b> <span style="float: right;"><b>12V</b></span></p> 	HONDA	16700-PIC-003 16700-PIC-013  UC-J7 TYPE	60L/H 1.0A
<p><b>FPL-1204</b> <span style="float: right;"><b>12V</b></span></p> 	SUZUKI	15100-77300  UC-V6 TYPE	50L/H 1.0A
<p><b>FPL-1205</b> <span style="float: right;"><b>12V</b></span></p> 	SUZUKI	15100-77500  UC-J10H TYPE	60L/H 1.0A

## IN-LINE TYPE

F.D NO.	APPLICATION	SPEC.
<p><b>FPL-1206</b> <span style="float: right;"><b>12V</b></span></p> <p style="text-align: right;"><b>New!</b></p> 		<p>70L/H 1.3A</p>
<p><b>FPL-2401</b> <span style="float: right;"><b>24V</b></span></p> <p style="text-align: right;"><b>New!</b></p> 	<p>HEP-08 TYPE</p>	<p>80L/H 1.1A</p>