



HT24-2



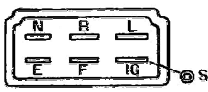
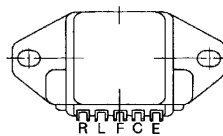
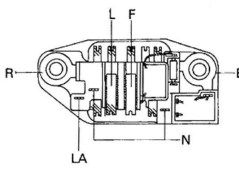
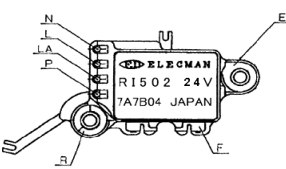
RI-500



RI-501



RI-502

| F.D NO. | O.E. (M) NO. | MODEL | | YEAR |
|--|--|---|---|--|
| HT24-2 24V W/Diode  | RS1009-24B 0512 159 0310 23500-90114 23500-90203 23500-90212 23500-96006 | UD CABALL TRUCK BUS | YC340 UD3,4,5,6 CM90G, 900D, 90, 90E CK20DD, TK20DG RM90, 90E, 90G | 1976- 1973- 1977- |
| RI-500 24V (28.5±0.3V)  | 1291-004-00X0 1291-005-00X0 1291-003-00X0 23500-99005 27700-1370 27700-1510 | UD MIDDLE TRUCK HEAVY DUTY TRUCK BUS AIR SERVO SNOW-PLOW ENGINE UNIVERSAL USE CONSTRUCTION HEAVY DUTY TRUCK HEAVY DUTY TRUCK BUS RD8 PD BUS (OPTION) SNOW-PLOW CONSTRUCTION MACHINE | EH500, EH700, EL100 W04D, H06C, 06CT, H07C EK100, EF550, EF750 EP100 W06D EL100 EF750 W04C-T1 MACHINE S6A . RE8 RD10 PE6H RD8 PD PE6 PE6T PE6, PE6T, PE6A, PE6TA | 1980-83 1983- 1981- 1984- 1983- 1981- 1982- 1984- 1982- 1979- 1982- 1979-83 1979- 1980- 1984- 1980- 1983- 1984- |
| RI-501 24V (28.3±0.3V)  | 1291-008-00X0 23500-Z9007 27700-1700 | HINO BUS, TRUCK TRUCK | F17D, F17E, K13D, K13U H07CT(A), H07D, W06E, 3H U-FD2H, 3H, U-FD3W, U-F 2H, H07CT(A), H07D, W06E, U-FD2H, 3H, U-FD3W, U-FF2H, 3H F17D, F17E, K13D, F20C, P09C | 1989- 1989- 1989- 1989- |
| RI-502 24V (28.5±0.3V)  | 1291-010-00X0 27700-1810 | HINO MIDDLE TRUCK LARGE TRUCK MIDDLE BUS LIESSE MIDDLE BUS RAINBOW LARGE TRUCK NISSAN UD CONDLE LARGE TRUCK MIDDLE TRUCK | KC-FD1J, KC-FD2J(J08C) KC-FF1J, KC-GD1J(J08C) KC-FC2J(J08C) KC-FC2J(J08C, F17D, F20C, F21C) (K13C, K13D, P11C) (J05C, J08C, J05C-T1) (J05C, J08C, J05C-T1) (V26C) KC-CD (NF6TA, RF8, RG8, RF8TA, RH8) KC-CG (NF6TA, RF8, RG8, RF8TA, RH8) KC-CW (NF6TA, RF8, RG8, RF8TA, RH8) MK260(MD92) MK211(FE6E) | 1994- 1994- 1995- 1995- 1995- 1995- 1995- 1995- 1995- |